

# Spend Time Spending Trading Profits

Don't spend time looking for  
them

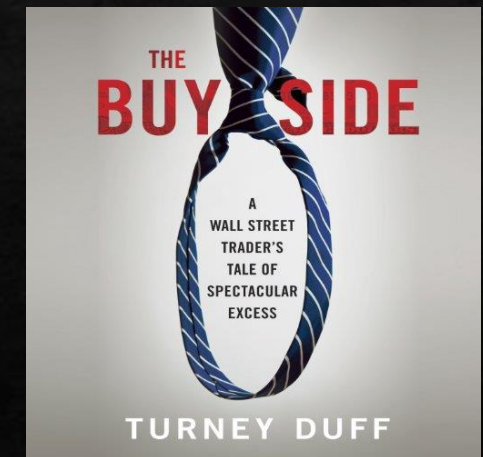

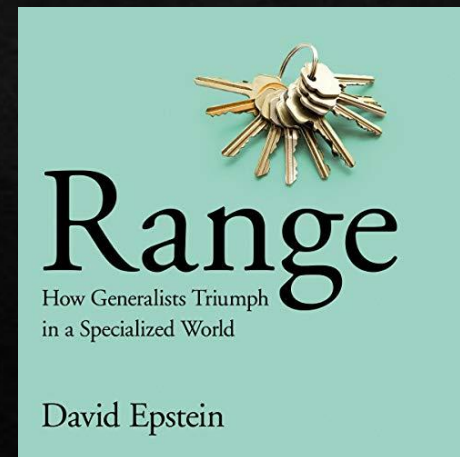

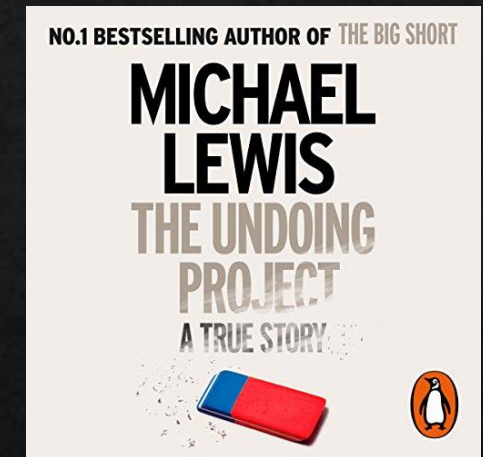
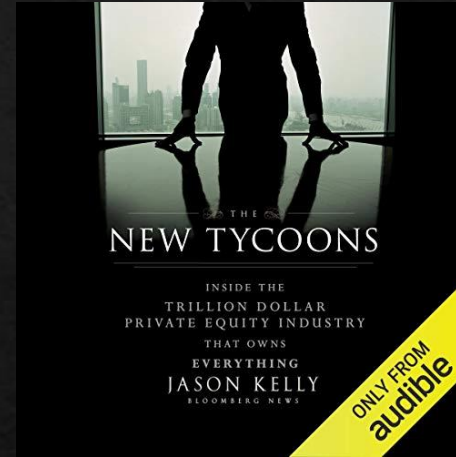
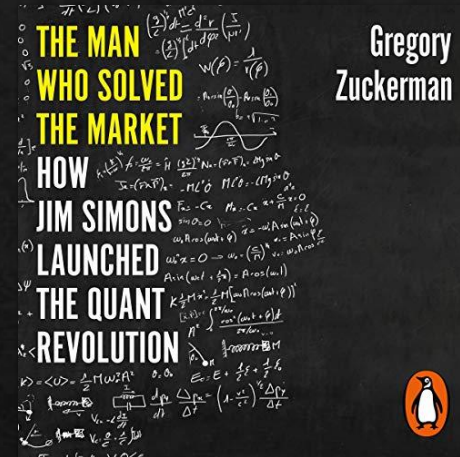







# My Favourite Books of 2019

## A must for 2020



Best Products for  
Momentum/Trend  
Following Trading  
in 2020

- ✓ 300+ forex pairs
- ✓ 60+ global indices
- ✓ 90+ commodities
- ✓ 9,000+ shares & ETFs
- ✓ 15 crypto instruments
- ✓ 30+ treasuries and bonds

# Best Products for Momentum/Trend Following Trading in 2020

DOW

GBPCAD

ETHUSD

Starbucks

Disney

Dax

CAC

Google

NZDCAD

USDCHF

GBPNZD

Amazon

AUDCAD

AUDNZD

Brent

Visa

Twitter



# Top UK Stocks for 2020 (12 month holding)

02 List: FTSE All-Share - All sectors - Alpesh Table (Linked)

No.	Name	Price% 2/1/19	Alpesh value/ growth rating
1	Aggreko PLC	▲ 17.45	9
2	Bloomsbury Publishing PLC	▲ 46.23	9
3	Bovis Homes Group PLC	▲ 59.65	9
4	Countryside Properties PLC	▲ 52.26	9
5	DS Smith PLC	▲ 30.09	9
6	GlaxoSmithKline PLC	▲ 20.85	9
7	Ibstock PLC	▲ 45.39	9
8	Liontrust Asset Manageme	▲ 70.30	9
9	Macfarlane Group PLC	▲ 43.33	9
10	MJ Gleeson PLC	▲ 48.26	9
11	Morgan Sindall PLC	▲ 48.29	9
12	Motorpoint Group PLC	▲ 36.32	9
13	National Express Group PL	▲ 26.25	9
14	NCC Group PLC	▲ 25.21	9
15	Norcros PLC	▲ 42.86	9
16	Persimmon PLC	▲ 34.50	9
17	Severfield PLC	▲ 22.54	9
18	Smiths Group PLC	▲ 23.47	9
19	Speedy Hire PLC	▲ 22.92	9
20	SThree PLC	▲ 36.03	9
21	Taylor Wimpey PLC	▲ 40.74	9
22	Ten Entertainment Group F	▲ 31.74	9
23	Tyman PLC	▲ 11.81	9
24	Volution Group PLC	▲ 66.67	9
25	Vp PLC	▼ -4.90	9

# Year Ahead 2020

UBS House View

**Global**  
Chief Investment Office GWM  
Investment Research

EQUITY RESEARCH | 17 July 2019 | 12:55AM BST

**Goldman  
Sachs**

## The European Conviction List



Our best and brightest ideas

[www.trading-champions.com](http://www.trading-champions.com)

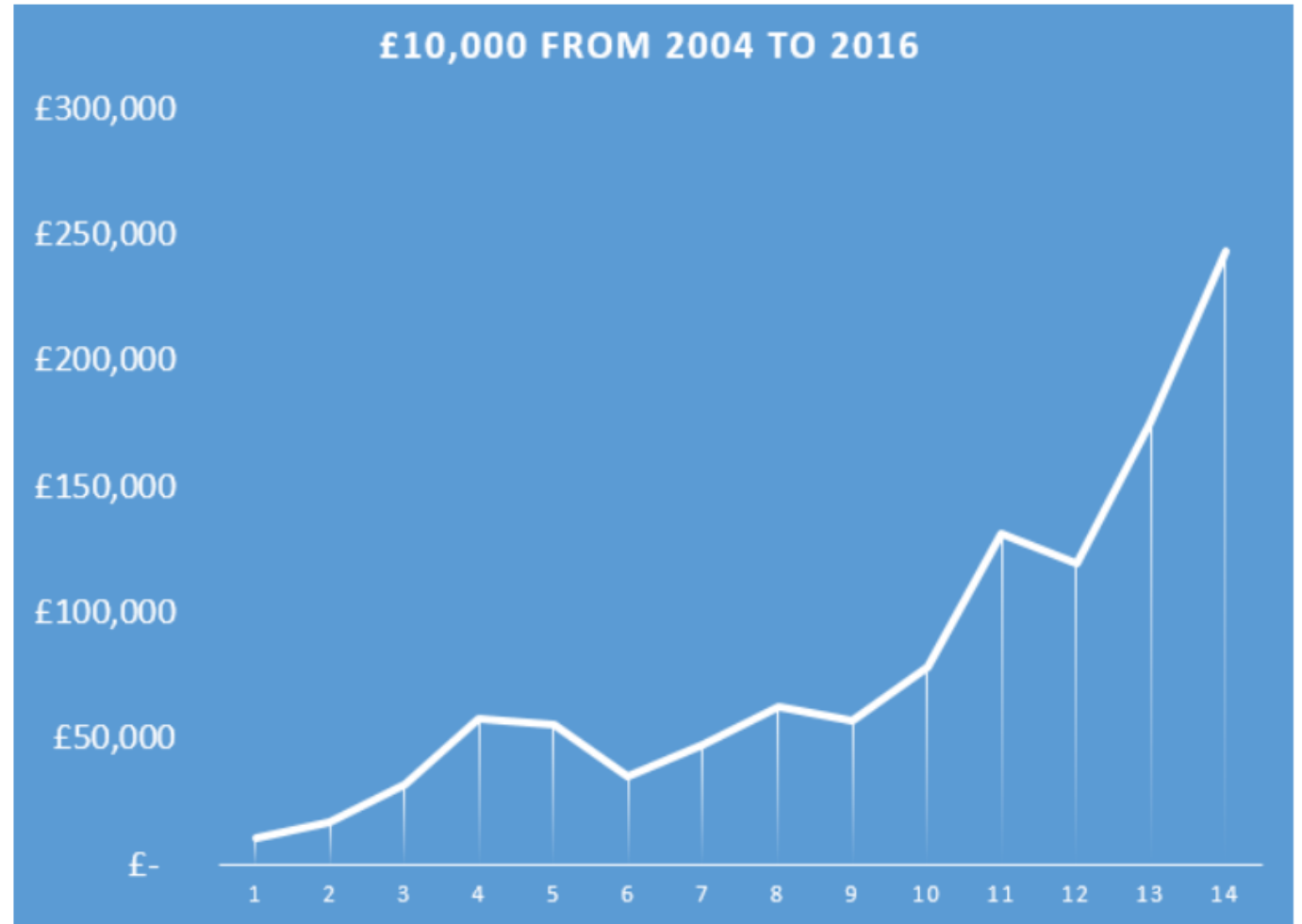


07482 878335



# Top UK Stocks for 2020 (12 month holding)

Source: [www.sharescope.co.uk/alpesh](http://www.sharescope.co.uk/alpesh)

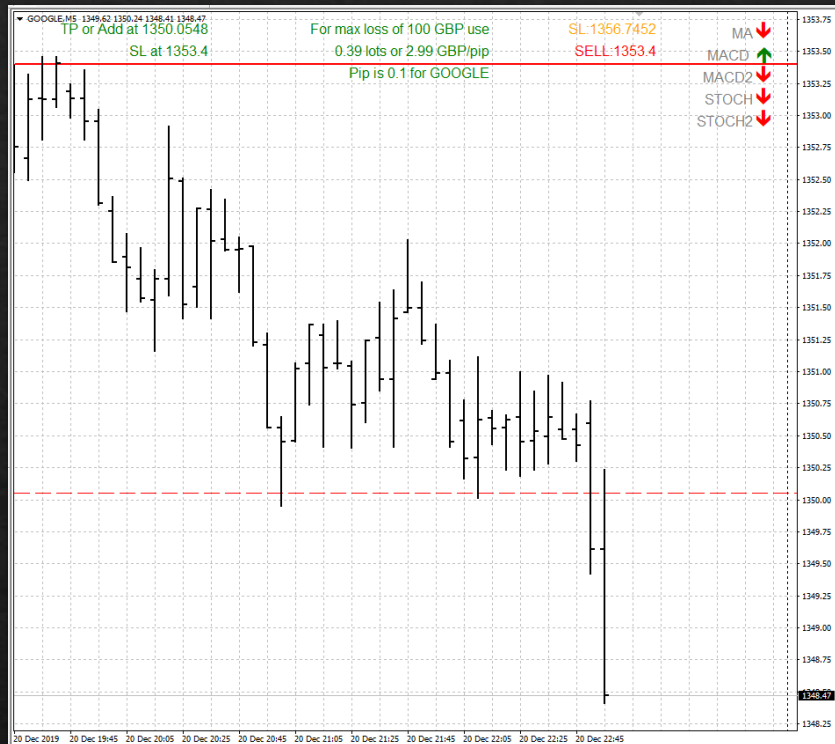


# Top US Stocks for 2020 (12 month holding)

02 List: U.S. 500 - All sectors - Alpesh Table (Linked)

No.	Name	Price% 2/1/19	Alpesh value/ growth rating
1	AES Corp	▲ 39.58	9
2	Ameriprise Financial Inc	▲ 55.73	9
3	AT&T Inc	▲ 32.49	9
4	Bristol Myers Squibb Co	▲ 21.08	9
5	Oneok Inc	▲ 38.24	9
6	PPL Corp	▲ 27.47	9
7	QUALCOMM Inc	▲ 54.79	9
8	Royal Caribbean Cruises Lt	▲ 34.15	9



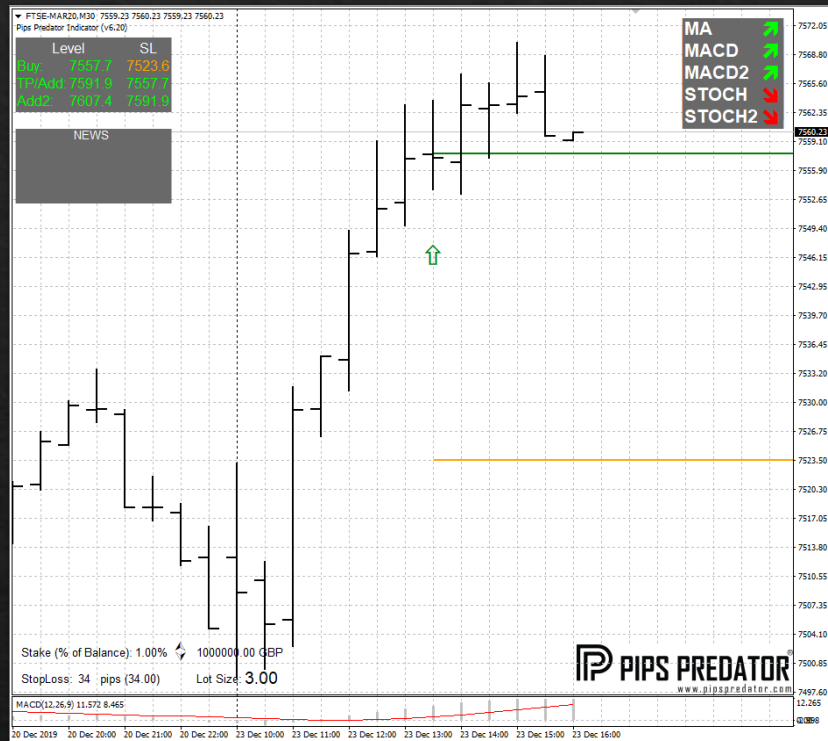


Problem 1: You Don't Know When to Buy & Sell or What

Spread bets and CFDs are complex instruments and come with a high risk of losing money rapidly due to leverage. **75% of retail investor accounts lose money when spread betting and/or trading CFDs with this provider.** You should consider whether you understand how spread bets and CFDs work and whether you can afford to take the high risk of losing your money.

## Problem 1A: Only 25% Make Money



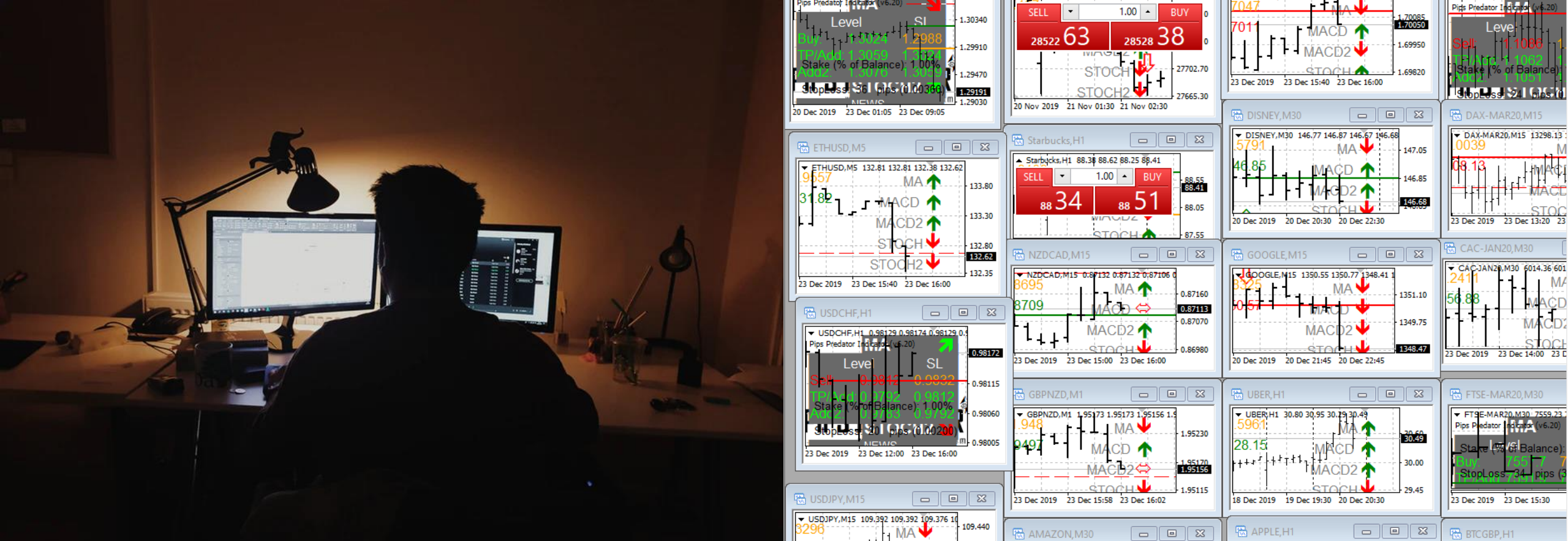


Problem 2: You Don't Know How Much Money to Put into a Trade

Problem 3: You Have  
Little Capital So Do Not  
Want to Be Paying  
Subscriptions & Have  
High Hopes



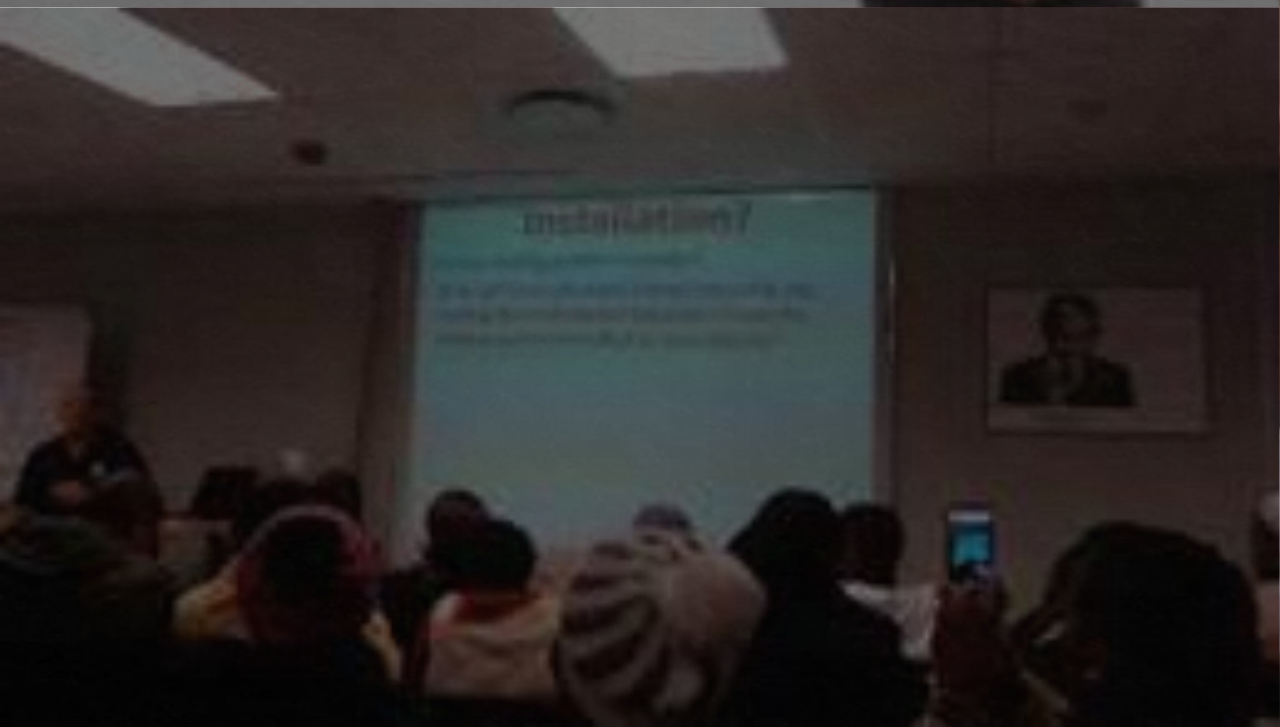




Problem 4: Time is Precious – You Don't  
Want to Be A Screen Slave

*Free Stock  
Trading  
Lessons*

# Problem 5: You Don't Know Who To Trust





# Let Me Ask You A Question?

## What's Your 2020 Goal? Make Additional £10,000?

To Make £10,000 – What Do You Need To Do?

Imagine You Do 1 Trade

Imagine You Make £120 on that Trade

To Make That £120, You Risk Losing £80

(Which if you have £1,000 of capital is 8%; BUT if you have £5,000 of capital is 1.6%)

Imagine You Win 60% of Your Trades and Lose 40% (a coin is 50-50)

If You Do 1 Trade a Day or 5 a Week that Is 250 in a Year aprox

$$250 \times 60\% \times £120 = £18,000$$

$$250 \times 40\% \times £80 = £8,000$$

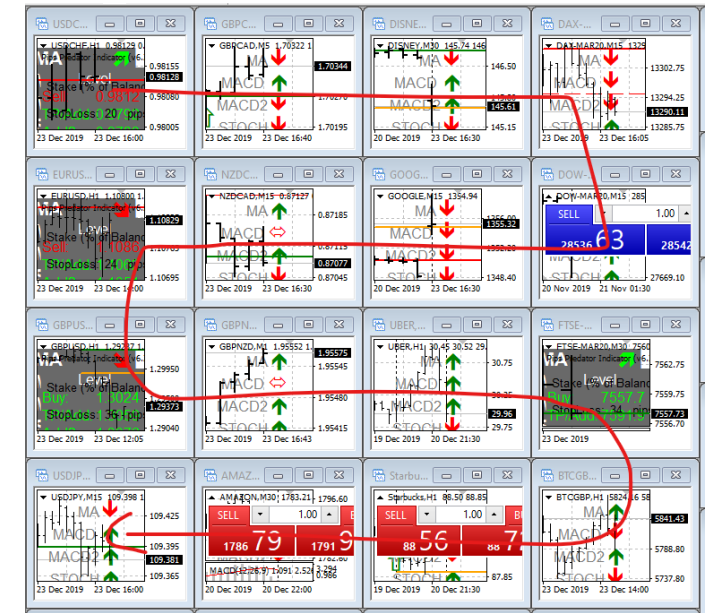
$$\text{Profit} = £10,000$$



Let Me Ask You A Question?  
What's Your 2020 Goal? Make  
Additional £10,000?

Suggested Daily Routine

15minutes  
Scan Instruments  
Your Strategy or Ours:  
Stops, Entry, Risk/Money  
1 Trade



Let Me Ask You A Question?  
What's Your 2020 Goal? Make  
Additional £10,000?

## My Preference:

1. Lots of Capital, Least Leverage
2. Go  
SLOOOOOOOOOOOOOWWWWWW  
WWWW
3. Demo Account
4. Smallest Possible Trade Sizes

☆

GBP/USD

i

Show graph

23/12/2019 14:39:03

Volume in lot

0.05

^

v

Pip value

£0.39

?

☐ Open trade when rate reach

1.29393

^

v

SELL

1.29366

2.7 PIPS

BUY

1.29393

☒ Close at loss

50

^

v

Pips

^

v

☒ Close at profit

50

^

v

Pips

^

v

Loss: £-19.32 (0.39%)

Rate: 1.29866

Profit: £19.32 (-0.39%)

Rate: 1.28866

TRADE








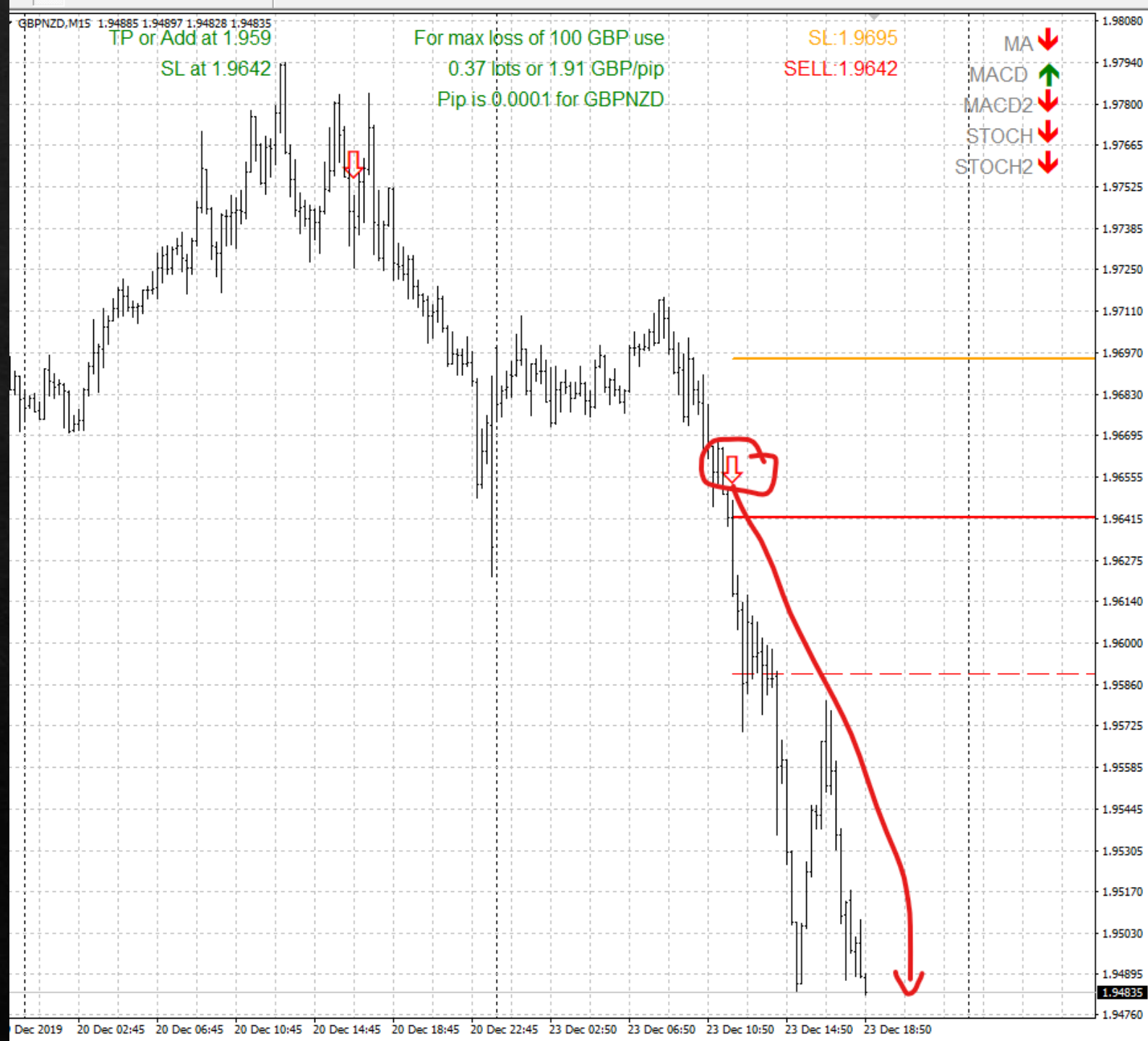
# Let Me Ask You A Question?

## Would You Trust a Strategy Used for 20 Years from One of the World's Leading Traders?


People Like Bill Lipshutz



Let Me Ask You A Question?  
What if the strategy, thanks to software used an AI based algorithm to scan the markets 24/7 so you don't need to be a screen slave



Let Me Ask You A Question?  
 What if that hedge fund and its CEO, didn't charge you any subscription costs, and instead did give you lifetime mentoring, coaching, and daily news, trades, and a 12 week and 30 day course?



## Course Curriculum

### Introduction

📄 Introduction to the 12 Week Course	<a href="#">Start</a>
📄 How Will You Mentor Us?	<a href="#">Start</a>
📄 Saturday Webinars, Download Indicator Link	<a href="#">Start</a>
📄 Latest Trading Views & What and When to Trade	<a href="#">Start</a>
📄 A Little About Your Mentor: Alpesh Patel	<a href="#">Preview</a>
📄 About the Pips Predator Software Indicator	<a href="#">Start</a>
📄 Mentoring Questionnaire	<a href="#">Start</a>
📄 Trade Decision Making Mind Map	<a href="#">Preview</a>
▶️ How Forecasting and Trading Has Changed (1:52)	<a href="#">Preview</a>
📄 The Scientific Approach to Trading We Use	<a href="#">Start</a>
▶️ The Worst Ways to Learn to Trade (4:25)	<a href="#">Start</a>
▶️ How To Spot Bad Tutors (4:27)	<a href="#">Start</a>
📄 Leading Hedge Fund Explains Momentum	<a href="#">Start</a>





Let Me Ask You A Question?  
What if you had lifetime hand-holding, and not stuck to a class-  
room


# GET MENTORED. GET RESULTS

Our mentoring for traders and investors is unlike any other in the world. Our education and training comes from Alpesh Patel himself, a hedge fund manager, so you have a professional teaching you.


Read more here how we make sure our mentoring and support will produce the best possible trading results.

[Why We Are The Best - Click](#)

[Not Sure? Schedule a Call with Alpesh - Click Here](#)

 Alpesh Patel

## Pips Predator Enquiry

 15 min

Please choose a time to call me about any questions you have about our software and how I mentor apprentices in trading. Please call me at the time of our meeting on the phone number/link you will receive in your inbox after you choose the date and time. Alpesh Patel

Select a Date & Time

December 2019

MON	TUE	WED	THU	FRI	SAT	SUN
						1
2	3	4	5	6	7	8
9	10	11	12	13	14	15
16	17	18	19	20	21	22
23	24	25	26	27	28	29
30	31					

Not Sure?

Schedule a Call with Me. I am that Confident

[www.alpeshpatel.com/call](http://www.alpeshpatel.com/call)

# The Problem

- Only either rich professional hedge fund managers make money or 25% of private traders. The rest miss out. Why?





- Problem 1

The rich get richer from trading. But trading is just when to buy and when to sell.

- Problem 2

- Too much noise from fake 'teachers' who have never been trusted as regulated professional money managers trading millions.

- Problem 3

- Trading software / training subscriptions eating your money so you need lots of capital.



# The Utopia

- A fair way to teach people, for life, without any recurring charges and broker independent - all spun out from a regulated hedge fund



# •Solution 1

- Hedge Fund software for the private investor to give them precise buy and sell signals.

# •Solution 2

- Lifetime mentoring from a professional regulated hedge fund manager (and minor trading celebrity).




# •Solution 3

- Daily updates. Lifetime Upgrades. Included. ~~No~~ subsequent fees ever. Start with a \$0 !

# Birth of

## •Pips Predator



Built to withstand every market.

Step 1: Meet the world's leading traders

1995

Step 2: Win FT competition & establish own hedge fund

•2004

Step 3: Launch version 6 of PipsPredator

•2020

# Timing

---

## Reason 1

- People want side-gigs/entrepreneurial ventures

---

## • Reason 2

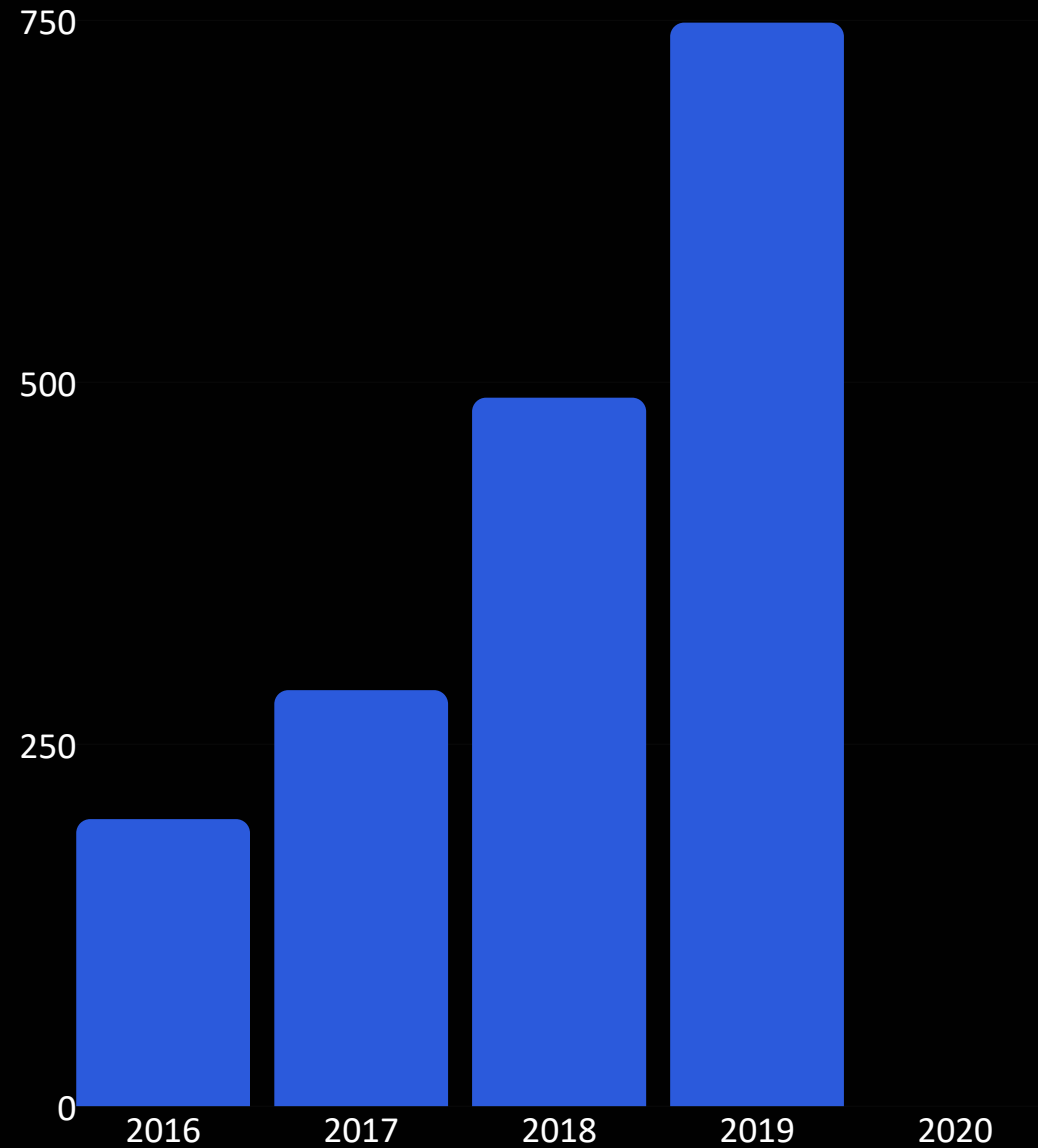
- People fed up with internet fake unregulated non-trader newbie 'teachers' 'institute' 'academy' university' 'school'



# Traction

200 aprox more each year

- Key Growth





# Target

MARKET

# Who are the customers

- we want to cater to?

- Target Market 1

- Part-time traders, looking for side-income for rent, mortgage (own or their kids), top up pension. (Always trade with risk-capital)

- Target Market 2

- Full-time traders who want to push up profits eg to get a job in the City, or start their own fund





# Competitive

## ADVANTAGES

## Advantage 1

---

The ONLY regulated hedge fund manager reaching out to private investors. (Other's claim to be - they're lying)

## Advantage 2

---

No on-going subscription charges  
(for the first 1,000  
apprentices/trainees/users)

## Advantage 3

---

Lifetime 1-2-1 mentoring. No extra costs.

## Advantage 4

---

Lifetime updates, upgrades  
combining software and courses  
and mentoring.

# Future

## •Roadmap

- Step 1: Venture Capital Investment  
(1,000 profitable apprentices: \$30m  
company valuation)

- Q4 2020

- Step 2: Global Expansion

- Q1 2021

- Step 3: IPO

- Q3 2022

- Step 4: Unicorn

- Q4 2027

Our Goals





# Pips Predator: How I Mentor

---

## Webinars

Through our weekly 6 trading webinars for our apprentices only, Alpesh educates them on stop-losses, entries, money management, and more.

## Daily News Emails

You read all Alpesh reads each morning from his inbox and can ask him any questions.

## 3 x Weekly Trades

We deliver three times a week the 4-5 trades on each day we are placing so you can learn from our thinking.

## Courses

Through our 30 day course and 12 week course (both yours for life) you will learn how to go from beginner to professional fund manager/trader.

## In Person Meetings

If you're in the same town as Alpesh, come and have a 1-2-1 meeting with him if you're an apprentice.

## Live Trading

You see thanks to the indicator software, exactly what Alpesh sees on screen. Then share any questions with him.


## Trader Community Website

Through our trading apprentice members only community site, you get to ask Alpesh any questions and read or search through all his trading mentoring articles and lessons

## Personal Feedback & Mentoring

Alpesh gives personal feedback on your trades. You provide these through our bespoke online forms and questionnaires so we see how you are progressing, and via Alpesh's personal private apprentices only email address.

# Pips Predator: How I Mentor

 **Pinned message**  
! New Members Tap Here: Welcome to the new Telegram Channel for

**PipsPredator.com Trading Apprentices**  
GBP/USD Daily Forecast – Buyers Defend Psychological 1.3000 Handle  
<https://finance.yahoo.com/news/gbp-usd-daily-forecast-buyers-103512923.html>


[finance.yahoo.com](https://finance.yahoo.com) - The Office for National Statistics reported a rise in GDP of 0.4% in the third quarter, revised up from 0.3% in an earlier estimate. The data shows improvement after a decline of 0.2% in GDP during t...  
43 07:28

December 23

**PipsPredator.com Trading Apprentices**  
The Week Ahead – Stats are Lighter, which Could Deliver Some Holiday Swings...  
<https://finance.yahoo.com/news/week-ahead-stats-lighter-could-055831261.html>

[finance.yahoo.com](https://finance.yahoo.com) - It's a particularly quiet week ahead on the economic calendar, with just 13 stats to monitor. In the previous week, 94 stats had been in focus. With many of the markets shut through the middle part o...  
21 07:39

**PipsPredator.com Trading Apprentices**



The chart displays the AUDJPY currency pair with a candlestick price action. Key trading signals include a green arrow pointing up at 75.5824 (TP or Add) and a green arrow pointing down at 75.35 (SL). A text box indicates: "For max loss of 100 USD use 0.47 lots or 4.3 USDpip Pip is 0.01 for AUDJPY". Another signal shows a green arrow pointing up at 75.1176 (BUY) and a green arrow pointing down at 75.35 (SL). The chart also features MACD, STOCH, and STOCH2 indicators. The x-axis shows dates from 17 Dec 2019 to 23 Dec 2019. Below the main chart are three smaller charts showing different timeframes or indicators.



